

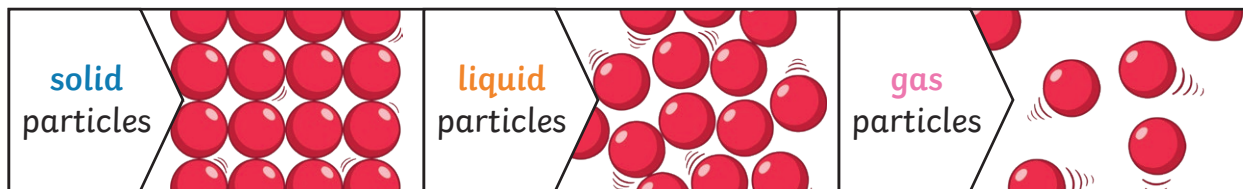
Key Vocabulary	
materials	The substance that something is made out of, e.g. wood, plastic, metal.
solids	One of the three states of matter. Solid particles are very close together, meaning solids , such as wood and glass, hold their shape.
liquids	This state of matter can flow and take the shape of the container because the particles are more loosely packed than solids and can move around each other. Examples of liquids include water and milk.
gases	One of the three states of matter. Gas particles are further apart than solid or liquid particles and they are free to move around. A gas fills its container, taking both the shape and the volume of the container. Examples of gases are oxygen and helium.
melting	The process of heating a solid until it changes into a liquid .
freezing	When a liquid cools and turns into a solid .
evaporating	When a liquid turns into a gas or vapour.
condensing	When a gas , such as water vapour, cools and turns into a liquid .

Key Knowledge

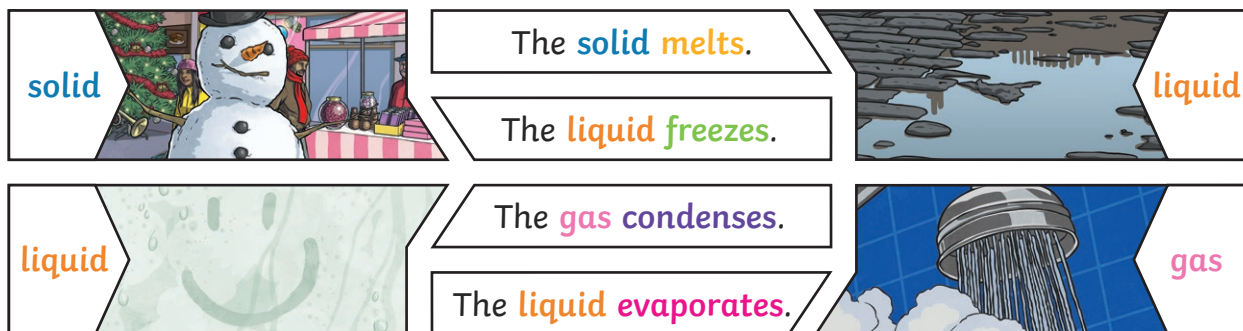
Different **materials** are used for particular jobs based on their properties: electrical **conductivity**, flexibility, hardness, **insulators**, magnetism, solubility, thermal **conductivity**, **transparency**.




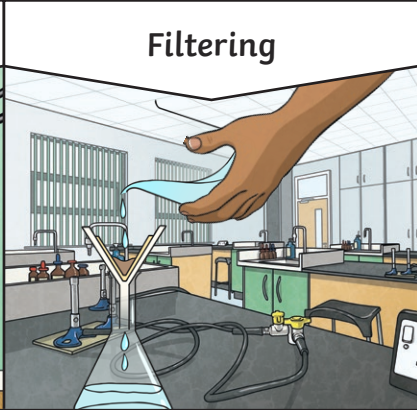
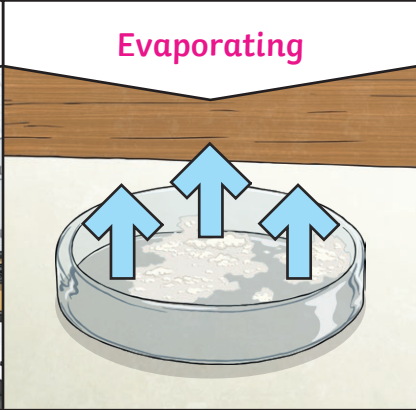
For example, glass is used for windows because it is hard and **transparent**. Oven gloves are made from a thermal **insulator** to keep the heat from burning your hand.



Changes of State




Key Vocabulary	
conductor	A conductor is a material that heat or electricity can easily travel through. Most metals are both thermal conductors (they conduct heat) and electrical conductors (they conduct electricity).
insulator	An insulator is a material that does not let heat or electricity travel through them. Wood and plastic are both thermal and electrical insulators .
transparency	A transparent object lets light through so the object can be looked through, for example glass or some plastics.

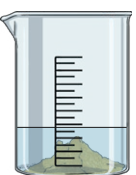
Key Knowledge		
Reversible changes, such as mixing and dissolving solids and liquids together, can be reversed by:		
Sieving	Filtering	Evaporating
		
Smaller materials are able to fall through the holes in the sieve, separating them from larger particles.	The solid particles will get caught in the filter paper but the liquid will be able to get through.	The liquid changes into a gas , leaving the solid particles behind.

Dissolving
A solution is made when **solid** particles are mixed with **liquid** particles. **Materials** that will dissolve are known as soluble. **Materials** that won't dissolve are known as insoluble. A suspension is when the particles don't dissolve.


Sugar is a soluble **material**.



Sand is an insoluble **material**.




Irreversible changes often result in a new product being made from the old **materials** (reactants). For example, burning wood produces ash. Mixing vinegar and milk produces casein plastic.



To look at all the planning resources linked to the Properties and Changes of Materials unit, [click here](#).